


















Lot Number	Thumbnail	Description	Notes
1		<p>Year: 2000 Make: GMC Model: Sierra Vehicle Type: Pickup Truck Mileage: 188,XXX Body Type: 2 Door Cab; Regular Trim Level: SL Drive Line: 4WD Engine Type: V8, 5.7L Fuel Type: Gasoline Transmission: Automatic VIN #: 1GTGK24R9YR171012</p> <p>Features and Notes: Snow Plow</p>	
2		<p>Stihl TS700 12" capacity gas powered cut-off saw, water line, engine 6A8XS.0995RA</p>	
3		<p>DeWalt Compound miter saw and stand to include: Model DW708 Sliding compound miter saw, 120v and Model DW7232 Miter saw stand</p>	
4		<p>Ellis Model 1600 Horizontal Miter Band Saw, 10" x 8" Rated Capacity, 10" Capacity in Rounds, 120" x 1" x .035" Standard Blade Size, Angle Table Vise, Hydraulic Adjusting Downfeed, 3-Belted Speeds: 55-115-230 FPM, Single Phase, s/n 16987196</p>	
5		<p>(8) Scaffolding Uprights approximate 60" a 76"h</p>	
5A		<p>Preview & Removal Location: 210 3rd S St, New Ulm, MN 56073</p>	
5B		<p>Live Preview at 210 3rd S St, New Ulm, MN 56073 Saturday, September 7th 9am - 1pm Monday, September 9th, 10am - 6pm</p>	
5C		<p>Removal Schedule at 210 3rd S St, New Ulm, MN 56073 Thursday, September 12th 9am-6pm Friday, September 13th 9am-6pm Saturday, September 14th 8am-12pm ALL PAYMENTS DUE BY SATURDAY 9/14 By advanced appointment only Tuesday, September 17. **We will have an operator to help load Thursday-Saturday AT YOUR COST. Please bring help necessary to load your items. If you plan on using powered equipment onsite we will need an insurance rider for \$1M naming Fram Fram Auction with this address: 210 3rd S St, New Ulm, MN 56073 before you can bring your equipment onsite.</p>	










5D		This auction has a 15% buyers premium on all lots (18% if paying by credit card). There is NO CAP in place for higher priced items. You will pay 15% for the full hammer price of every lot. If you have questions or comments please direct them to info@framfram.com.	
5E		Check out thier upcoming sales at: https://www.cia-auction.com/	
6		(6) Aluminum scaffolding planks with wind-catch, approximate 19" x 81"	
7		Assorted Scaffolding to include: (12) 64" x 29" uprights (12) 74" cross supports (2) 71" cross supports assorted decking	
8		Black and Decker Professional Magnetic Drill, model 1556, serial 854302, 3/4" capacity, 120V, 10A, 375RPM	
9		Bosch Hammer Drill model 11264EVS, 5/5" capacity, variable speed, 120v, case and assorted bits	
10		Haul-In V-Front Enclosed Utility Trailer, Tandem Torsion Axel, 8' x 16' Size, Side Door, Rear Ramp Door, 2-5/16" Ball Hitch, electric brakes, VIN# 5NHUHA620CW062649, includes assorted contents of tools, cords, and other shown in pictures, Includes MN Title	
11		Mobile Office Unit Serial Number 259825 10ft x 36ft outside dimensions 7ft interior ceiling height 2-entrance doors 120/240V 100A Service Box AC unit Interior lighting Includes contents of assorted office items	
12		Wacker Model CT36-5A Power Trowel, Item 0009438, 5.5HP Honda GX160 Gas Engine, 36" Diameter, Serial Number 5568277	
13		Roura Hopper dumping bin, 54" x 60" x 30" inside dimensions	

14		DeWalt 2" Rotary hammer, model D25761, serial 401277, variable speed, 120V, 15A, case and assorted bits	
15		Case Model 1840 Skid Steer, 51 HP, Diesel Engine, 1,400 Lb Capacity, 7'0" Clearance at Maximum Lift & Dump, Pneumatic Tires, Standard Bucket, Cab, 2,5XX Indicated Hours, s/n JAF0290348	
16		Sweepster Model S32C6 70" Brush sweeper, serial 9923035, hydraulic controls, skid steer attachment	
17		Grout Hog grout delivery system, 3/4 yard capacity, hydraulic controls, fork slots	
18		(3) Assorted Werner Fiberglass Folding Ladders to include: 120", 300lb capacity 69", 300lb capacity 44"	
19		Tool Line 7" Dual Bench Grinder, Model G97, 1/2HP, 3450RPM, 115V, single phase	
20		Lincoln Electric gas powered welder model WPG8000 serial 9933-A1204146 Weldanpower G8000 Briggs and Stratton Vanguard 16HP V-Twin engine Output ratings: 225 Amp AC, 100% duty cycle at 25V 210 Amp DC, 100% duty cycle at 25V 200 Amp DC, 100% duty cycle at 20V 80V Max OCV at rated 3700RPM Aux Power rating 8000 watts 100% duty cycle, 115/230V, 1-phase	
21		Antique C.F. Kaiser Surveyor with tripod, made in New Ulm, MN	










22		David White Surveyor Scope with stand, model 8114	
23		Hyster 40 Electric pallet jack model W40XT serial A218H04303W, 24v, 4000lb capacity, 7" x 47" forks, 13" between forks	
24		Mac battery charger, model MCM50A-MULTI-VOL, spec B9035, serial F29927, input voltage 120/208/240, output amperage 50/40/30/25, output dc voltage 12/24/36/48	
25		Clausing drill press, series 16SC, serial 817, belted speeds 410/850/1590/2850/5380, 10" x 14" table, 10- x 13" t-slotted base, 4" quill travel, 120v, 1-phase	
26		Delta sawbuck frame and trim saw, catalog number 33-055, serial number 95E99728, 23" ruler, 45 degree swivel, sliding head, 7" blade capacity on rolling stand	
27		Miller Dialarc 250 AC/DC constant current AC/DC Arc welding power source, stock number 901564, serial JG127275, input: voltage 200/230/460 amperage 103/90/45, 1-phase, output: 30VAC 250A 30% duty cycle, 70 max OCV/ 30VDC 250A, 30% duty cycle 71 max OCV/ 28VAC, 200A, 50% duty cycle, 70 max OCV, 28VDC, 200A, 50% duty cycle, 71 max OCV, rolling cart, grounding clamp, rod holder	
28		Miller Model Millermatic 250 Mig Welder, Rated Output @ 60% Duty Cycle: 200-Amps, 28-Volts and 34 Maximum OCV, Adjustable Voltage & Wire Speed, Built-In Wire Feeder, Wire Feed Gun, Ground Clamp, Single Phase, s/n KG042342 (Gas Bottle Not Included)	

29		<p>Miller Dialarc 250 AC/DC constant current AC/DC Arc welding power source, stock number 901564, serial KC316149, input: voltage 200/230/460 amperage 103/90/45, 1-phase, output: 30VAC 250A 30% duty cycle, 70 max OCV/ 30VDC 250A, 30% duty cycle 71 max OCV/ 28VAC, 200A, 50% duty cycle, 70 max OCV, 28VDC, 200A, 50% duty cycle, 71 max OCV, rolling cart, grounding clamp, rod holder</p>	
30		<p>Twentieth Century heavy duty 295 Amp Welder, stick gun and ground clamp, primary: 230V, 60A, single pahse, 20-100% duty cycle, Secondary: 80V, 295A</p>	
31		<p>Gould battery charger model GFC-12-380S1, serial 780S02045, input voltage 208/240/480, output 24V, 80A</p>	
32		<p>(2) Tanks carts (tanks not included)</p>	
33		<p>Oxygen/Acetylene torch cart with gauges and Smith cutting torch. (Tanks not included)</p>	
34		<p>Assorted Welding shields and assorted heavy duty power cords</p>	
35		<p>Cutting torch with gauges and hoses. (Tanks not included)</p>	
36		<p>(2) Steel welding tables to include: (1) 34" x 86" with 34" x 57" x 2" thick steel on top, (1) 34" x 39" table with assorted steel, lot includes assorted steel on upper shelves</p>	









37		Assorted welding supplies to include, cutting torches, welding sticks, welding wire and more	
38		Shelves of assorted welding supplies to include, gauges, tips, sticks, goggles, plugs and more	
39		H-Frame Press 40" window, overall dims 54" x 50" x 86" includes contents of assorted dies and steel	
40		Year: 1994 Make: Ford Model: F700 Vehicle Type: Truck Mileage: 102,XXX Body Type: Flat Bed with Hydraulic Dump Drive Line: 4x2 Engine Type: L6, 5.9L (359 CID) Fuel Type: Diesel Horsepower: 160-230HP Transmission:6-Speed Manual VIN #: 1FDNK74C1RVA07256 Features and Notes: 15' Steel Bed Single Axle https://youtu.be/fpTQnedCl0 and	
41		Black and Decker 5" dual bench grinder, 120v	
42		6" bench vise	
43		12-Ton Pipe bender, range 1/2" up to 2"	










44		Assorted C-Clamps	
45		Shelves of assorted tooling and perishables to include: Drill bits, Tap and dies, rivets, blades and cups 4" up to 8", safety glasses, masks, earplugs, sealants, jigs and more	
46		Approximate (25) Assorted concrete cutting blades 10" up to 22", new and used	
47		(2) Paslode finish nailer, 18 gauge model IM200F18 and 16 gauge model 902000, with cases	
48		Paslode 30 degree Cordless framing nailer, battery charger, fuel, case	
49		(2) Paslode finish nailer, 16 gauge model IM250II, and 18 gauge model IM200F18, with cases	
50		Cat Model TH460B Telescopic Rough Terrain Forklift, 44' Reach, 8,800 Lb Capacity, 99 HP Diesel Engine, 47" Forks, Pneumatic Tires, Enclosed Cab, 4,0XX Indicated Hours, s/n CATTH460VSLF01161	
51		Mobile Office Unit Serial Number n/a 10ft x 36ft outside dimensions 7ft interior ceiling height 2-entrance doors 120/240V 100A Service Box AC unit Interior lighting Includes contents of assorted office items	
52		Case Model 590 Super L Loader/Backhoe, 4-Cylinder Turbo Diesel Engine, 88 HP, Loader Specs: 93" Wide Bucket, 1.2 cu /ft Capacity, 9'0" Dump Clearance @ Full Height, 7,000 Lb Lift Capacity to Full Height Backhoe Specs: 15'7" Standard Digging Depth, 23'3" Reach From Rear Axel Centerline, 9'6" Loading Reach, Enclosed Cab, Hydraulic Stabilizer Outriggers, 4WD, 5,1 XX Indicated Hours, s/n JG0209959, https://youtu.be/snr9llpxtM	









53		<p>1999 M&S Tandem Axle Flatbed Trailer, 80-1/2" x 16' Wood Deck, 2' Beavertail with Ramps, 2-5/16" Ball Hitch, VIN: 1M9FS1821XS332444 Includes MN state title</p>	
54		<p>Doosan Model BC25S-5 Electric Forklift, 2,800 Lb Rated Capacity, 42" Tilting Forks, Side Shift, 240" Vertical Lift, Cushion Tires, 7,0XX Indicated Hours, s/n L8-00218i</p>	
55		<p>MarkLift Model M20S Electric Scissor Lift, Self Propelled, 20' Maximum Platform Height, 28" x 96" Platform Size, Joystick Controls, Built-In Battery Charger, s/n XXXX-14997</p>	
56		<p>Fruehauf Model FB-F Enclosed Semi-Truck Van Trailer, 42' Long, Sliding Tandem Axle, 68,000 GVWR, s/n MAV-583044 VIN: K0910F282 with MN Title</p>	
57		<p>(2) Paslode framing nailer, 30 degree model CF325LI with batteries, chargers, fuel and cases</p>	
58		<p>DeWalt DW079 Rotary Laser, serial 27641, 9.6 to 18v battery, wall mounts, DW0772 laser detector, DW0774 laser remote, battery and charger,</p>	
59		<p>(2) Bostitch 18 gauge finish nailer, model SB1850-BN, 5/8" - 2" fastener, cases</p>	
60		<p>Year: 2003 Make: GMC Model: Sierra Vehicle Type: Pickup Truck Mileage: 168,XXX Body Type: 2 Door Cab; Regular Drive Line: 4WD Engine Type: V8, 6.0L Fuel Type: Gasoline Transmission: Automatic VIN #: 1GTHK24U33Z145488</p> <p>Features and Notes: Receiver Hitch Diamond Plate Tool Box</p>	






61		<p>Lot of assorted tools to include: Bosch RH328VC hammer drill, Bosch dustport, rollers, clamps, hard hats, scrapers and more</p>	
62		<p>(2) Paslode Nailer, 16 gauge model IM250S and model Impulse</p>	
63		<p>Hilti DCH-EX300 Electric concrete saw and case</p>	
64		<p>(4) Assorted DeWalt power tools to include, (2) DW269 VSR Versa Clutch Screwdriver, (1) DW106, 3/8" VSR Drill, (1) DW887 1-1/2" die grinder</p>	
65		<p>(3) DeWalt power tools to include: (1) DW364 7-1/4" circular saw, (1) DW304P Reciprocating saw, (1) Grinder</p>	
66		<p>(5) Assorted vacuum cups</p>	
67		<p>(4) DeWalt cordless tools and chargers to include: DCD996 1/2" hammerdrill, (2) DCD985 1/2" drill, (1) DC825 1/4" impact driver, (1) DCB101 charger, (1) DW9116 charger</p>	
68		<p>DeWalt cordless tools and chargers to include: (2) DC920 XRP 1/2" Drill, (1) DW987 1/2" XRP heavy duty drill, (2) DW9116 Charger, (1) DC9096 battery</p>	
69		<p>DeWalt cordless tools and chargers to include: (2) DCD950 XRP 1/2" Drill, (2) DW9116 charger, (1) DC9096 battery</p>	











70		DeWalt cordless tools and chargers to include: (1) DC988 XRP 1/2" drill, (1) n/a 1/2" Drill, (2) DW9116 charger, (1) DC9096 battery	
71		DeWalt D51275 2-1/2", Angled, 15 gauge pneumatic finishing nailer and case	
72		Assorted Tools to include: Flashlights, battery chargers, laser detector, leveling tools and more	
73		Bosch 11223EVS Rotary Hammer Drill with case	
74		Assorted Sludge hammers and crow bars	
75		Stihl TS420 14" cutoff Tool, Gas powered	
76		Stihl TS420 14" cutoff Tool, Gas powered	
77		Genesis 10" Compound Miter Saw, 120V, 15A	
78		DeWalt DW705 12" compound miter saw, serial 217659	

79		(3) Pneumatic demolition tools to include (2) hammers and (1) scaller and assorted bits	
80		<p>Year: 1980 Make: International Vehicle Type: Truck Mileage: 568,XXX Body Type: Flat Bed with Dump Drive Line: Single Axel Engine Type: International V8 Diesel Engine Fuel Type: Diesel Transmission: Split Axel Manual VIN #: AA185KHA18841 MN Title</p> <p>Features and Notes: Fold Down Box Sides</p>	
81		Bosch Jackhammer model 0611304034, serial 55849, 115V, 15A with cart and assorted bits	
82		(3) Assorted tools to include: (1) Black and Decker electric cutoff saw, (1) Black and Decker electric drill and mixing rods, and (1) MP Pneumatic saw	
83		DeWalt DW744 10" table saw, 19" x 27" table, Rack and pinion fence, saf-start controller	
84		Dewalt DW874 14" chop saw, 120V, 15A	
85		Dewalt DW871 14" Chop saw, 120V, 15A	
86		Milwaukee saws to include (1) Cat no. 63710 heavy duty 8-1/4" worm gear saw and (1) Cat no. 6370-20 8" metal cutting saw	

87		(9) SLP Zipwall spring loaded poles as shown	
88		Pneumatic jack hammer with assorted bits	
89		Assorted Hilti tools to include: (1) TE22-P pneumatic hammer drill, (1) TE22 electric hammer drill, (2) DX350 Fastners	
90		Assorted concrete drill bits up to 1"	
91		Black and Decker power tools to include: (1) industrial hammer, (1) 2037 VSR Drywall screw gun	
92		Lot of assorted tools to include: Jonnesway pneumatic rivet gun model JAT-6034, serial 0180352, manual rivet gun, bolt cutter, wrenches, wire wheels, valley craft drain gun, assorted drill and grinder handles	
93		Black and Decker power tools to include: (1) Cat no. 1350-09 Right angle drill and (1) Impact driver	
94		Assorted concrete drill bits and chisels	
95		Dewalt power tools to include: (1) DW328 Variable speed portable band saw, (1) DW235G 1/2" VSR Drill, (1) DW250 VSR drywall screwgun	
96		Assorted Cutoff wheels up to 14" and assorted guards	
97		(4) Assorted Black and Decker Drills	

98		Assorted Metal and Concrete drill bits as shown	
99		(2) Milwaukee sawzalls model 6509 with cases	
100		<p>Year: 1986 Make: Chevrolet Model: C70 Vehicle Type: Truck Mileage: 183,XXX Body Type: Medium Conventional Cab & Chassis Drive Line: 4x2 Engine Type: V8, 6.0L (366 CID) Fuel Type: Gasoline Transmission: Manual Transmission VIN #: 1GBL7D1B0GV114906</p> <p>Features and Notes: Single Axel 16' Steel Box with Canopy</p>	
100A		This auction has a 15% buyers premium on all lots (18% if paying by credit card). There is NO CAP in place for higher priced items. You will pay 15% for the full hammer price of every lot. If you have questions or comments please direct them to info@framfram.com.	
101		E-Z-Rizer Portable Elevating Work Platform, Model EWP-15W-2920, 300lb Capacity, 14'7" Capacity, 18'9" w/vertical extender, S/N 0041189	
102		Master Power Trowel, Briggs & Stratton Gas Engine Md 170702, type 1207-01, Code 7209270. Approx 36" Diameter	
103		Terex Bartell Power Trowel, Honda GX120 4HP Gas Engine, Serial Number 87...4, Approx 24" diameter	
104		Assorted power tools to include: (1) Makita 5" palm sander, (2) grinders, (2) Sears craftsman 3" x 21" belt sander	









105		(2) Milwaukee Orbital sawzalls model 6536-21	
106		Assorted tools to include: straps, ropes, com-a-longs, air hose, level and more	
107		(3) assorted Metabo grinders	
108		Black and Decker model 748 two speed super power unit core drill with base, drill and assorted wrenches	
109		(13) assorted core drills 3" up to 12"	
110		(2) Milwaukee Rotary Hammer Drills, model 5363-21 and model 5268-21	
111		Bosch power tools to include (1) Grinder model 1974-8, (1) Rotary Hammer drill model RH328VC and (1) Jigsaw model 1587AVS	
112		(3) power tools to include: (1) Dewalt DW866 12" cutoff tool, (1) Model 3912 12" cutoff tool and (1) Black and Decker 7"/9" heavy duty angle sander	
113		(6) Dewalt 4-1/2" angle grinders	
114		(4) Assorted Dewalt hammer drills, models D25600, D25313,	









115		(4) Dewalt 7-1/4" circular saws models DW369, DW364, DW368	
116		(3) Black and Decker power tools to include: 1-1/2HP router, plunge cut router, jig saw	
117		Assorted Milwaukee cordless tools to include: Driver, chargers and batteries, model M12 and M18	
118		(3) assorted power tools to include: Hilti TE6 Hammer Drill, Milwaukee drill, Milwaukee sheetrock screw gun	
119		(7) Assorted Dewalt cordless tools to include: DC390 circular saw, DCS381 reciprocating saw, DCH273 Hammer drill, DCL light, DCD791 1/2" drill, DCF885 impact driver, (2) DCB115 charger, (2) batteries	
120		Year: 2003 Make: GMC Model: Sierra Vehicle Type: Pickup Truck Mileage: 210,XXX Body Type: 2 Door Cab; Regular Trim Level: Base; SLE; SLT; Work Truck Drive Line: 4WD Engine Type: V8, 6.0L Fuel Type: Gasoline Transmission: Automatic VIN #: 1GTHK24U43E135818 MN Title Features and Notes: Receiver Hitch Diamond Plate Toolbox	
121		Black and Decker Hinge Butt Template Kit	
122		Black and Decker Hinge Butt Template Kit	
123		Hilti DSH 700-X cutoff saw, gas powered	
124		Assorted tools to include: saw blades 4" up to 20", handsaws, bolt cutters, pallet puller, ruler, square and more	

125		Black and Decker 10" miter saw, model 1703-1, 120V, 12A	
126		Makita 16-5/16" saw, Model 5402-A, 115V, 12A	
127		Rexon Tradesman 10" Table Saw, Model 8030, 16" x 26" table, dyna-lok fence, 120V, 13A	
128		Shelves of assorted items to include: Coleman fluorescent lantern, grinding stones, polishing pads, first aid kits, chargers, table saw parts, scrapers, brushes, and more	
129		(5) empty cases (bosch)	
130		(3) Dewalt reciprocating saws, models DW938, DC385, chargers DW9116, battery DC9096	
131		Cabinet and shelf of assorted Dewalt and other brands concrete drill bits, Ramset and Hilti fastener loads	
132		Storage room of assorted items to include: Fastners, anchors, bolts, blades, caulking and adhesive guns, caulk and adhesives, door hardware, abrasives and much more	
133		Terrco Grinder with dust collector and Dreyer Concrete Vibrator	









134		(4) Hilman Industrial Rollers	
135		Air America 5 HP, 20 gallon air compressor, Model F502, 11.9 CFM, output 6.9 SCFM at 90 PSI, 120/240V	
136		Coleman Powermate 5 HP, 20 gallon air compressor, Model S-194163-01, 120V	
137		Air America 4 HP, 12 gallon air compressor, Model F412-2, 11.9 CFM, output 6.9 SCFM at 90 PSI, 120/240V	
138		(4) Hose Reels (buyer to bring tools to remove)	
139		(4) Assorted Heaters	
140		<p>Year: 2001 Make: GMC Model: Sierra Vehicle Type: Pickup Truck Mileage: 322,XXX Body Type: 4 Door Cab; Extended Trim Level: Base; SL; SLE Drive Line: 4WD Engine Type: V8, 6.0L Fuel Type: Gasoline Transmission: Automatic VIN #: 1GTHK29U81E248502</p> <p>Features and Notes: Toolbox</p>	
141		Assorted items to include: Straps, Rope, shop light, bag, coolers, self-retracting lifeline and more	









142		Allen Engineering Razorback Walker Trowel, gas powered, model 436, serial 070178, 36" blade, Honda gas engine	
143		Arrow Master gas powered trowel, model F36B4-8, serial 489F2127, 36" blade, Briggs and Stratton 8HP gas engine	
144		(4) Assorted masonry items to include: Honda 5HP gas engine with blower unit, Briggs and Stratton engine with pump, electric blower, manual pump unit	
145		Vertical moving cart, 14" x 48" plate, 8" swivel casters, max capacity 2,500lbs	
146		Clipper Industrial concrete saw, Model BP-314.3, serial JO-528, 31" x 34" x 4" tank, 12" x 21" table, 12" blade capacity, 3HP 120/240V, foot actuated arm	
147		Delta model 10 Deluxe Radial Arm Saw with automatic brake, 10" blade, 24" out-rip, 14" in-rip, 45-90 degree, 2HP, 120V, with sensing saf-start protection	
148		Jet 10" Table saw, model JWTS-10, 27" x 20" table with 10" extensions, 45 degree, precision fence, 1-1/2HP, 115/230V 1-phase, wired 115v, with sensing saf-start protection	
149		Knaack Job Box, 25" x 46" x 31" with 6" casters	









150		Cat Model TH83 Telescopic Rough Terrain Forklift, 41' Reach, 8,000 Lb Rated Capacity, 4-Cylinder Diesel Engine, 109 HP, 47" Forks, Pneumatic Tires, Enclosed Cab, 9,7XX Indicated Hours, s/n 3RN01692	
151		Case Model 1840 Skid Steer, 51 HP, Diesel Engine, 1,400 Lb Capacity, 7'0" Clearance at Maximum Lift & Dump, Pneumatic Tires, Standard Bucket, Cab, 3,4XX Indicated Hours, s/n JAF0147713	
152		Power Curber Model 5700 Automatic Curb & Gutter Machine, 60" Maximum Sidewalk Width, 42" Maximum Barrier Height, 7 ft Minimum Left Hand Radius, 20 ft Minimum Right Hand Radius, 3" to 24" String Line to Back of Curb, 0 to 75 ft/min Speed, Trimmer Specs: 40" Standard Cutting Width, 21" Cutter Head Diameter, 6" Maximum Trim Depth, +/- 8" Side Shifting, 120" Long x 24" Conveyor Size, (2) Hydraulic Vibrators, Deutz 4-Cylinder Diesel Engine, 74 HP, Hydrostatic Powertrain, s/n 57038155, Approx: 16,000 Lbs	
153		M&S Tandem Axle Flatbed Trailer, 80-1/2" x 16' Wood Deck, 2' Beavertail with Ramps, 2-5/16" Ball Hitch, VIN: 1M9FS1822TS332219 Includes MN Title	
154		Cat Model TC60C LP Powered Forklift, 5,000 Lb Rated Capacity, 48" Tilting Forks, Side Shift, 189" Vertical Lift, Cushion Tires, s/n 38403775	
155		Mark Industries Model J25EP Electric Scissor Lift, Self Propelled, 96" x 44" Platform with Pull Out Extension, 800 Lb Capacity, 25' Maximum Platform Height, Built-In Battery Charger, s/n , https://youtu.be/AdWHhZ3EXKs	
156		Evans Model F9-70 Enclosed Semi-Truck Drop Deck Van Trailer, 40' Long, Single Axle, Side Door, 48,000 GVWR, s/n 47170 (New 1980) Please Note: Contents of Concrete Tools & Equipment Not Included VIN: 47170, Includes MN title	
157		Mobile Office Unit Serial Number n/a 8ft x 32ft outside dimensions 7ft interior ceiling height 2-entrance doors 120/240V Service Box AC unit Interior lighting Includes contents of assorted office items	









158		Hydra Hammer Tool, Backhoe mounting, approximate 11-3/4" between mounting pin centers, approximate 55" length, hydraulic controls, includes storage stand	
159		Backhoe Bucket, inside dimensions approximate 11" x 27" x 24" deep, approximate 6-1/4" between lower mount pin centers	
160		<p>Year: 1988 Make: Ford Model: F800 Vehicle Type: Truck Mileage: 200,XXX Body Type: Beverage Delivery Truck Drive Line: Single Axel Engine Type: V8, 7.0L (429 CID) Fuel Type: Gasoline Horsepower: 200-234HP Transmission: Manual Transmission VIN #: 1FDPF82K0JVA16077 MN Title</p> <p>Features and Notes: 6-Roll Up Doors on Each Side</p>	
161		Delta/Rockwell 10" Unisaw, series 34-450, serial E07151, 36" x 27" table, 45 degree, 2HP, 220V, 1-phase	
162		Target Concrete saw, 14" blade capacity, 17" x 30" x 3-1/2" tank, 10" x 18" sliding table, 1-1/2HP, 115/208-230V 1-phase, includes rolling cart	
163		(2) portable air tanks	
164		Vehicle Jack 48" reach, 6-3/4" cup	
165		Onan Pro 5000E Gas Generator 120/240V, 30A	


166		Onan Pro 5000 Gas Generator, 120/240V, 30A	
167		Concrete saw, 18" blade capacity, 21" x 36" x 3" tank, 19" x 13" table, foot actuated arm, 3HP, 115/208-230V 1-phase	
168		Target concrete saw, 14" blade capacity, 17" x 29" x 3" tank, 9-1/2" x 18" table, 1-1/2HP, 115/208-230V, 1-phase	
169		Wacker gas powered trowel, model CT36-5A, serial 5579225, 36" blade, Honda 5.5HP gas engine	
170		Wacker gas powered trowel, 36" blade, Honda 5.5HP gas engine	
171		Master Power Trowel, Briggs & Stratton Gas Engine Md 170702, type 1207-01, Code 7209270. Approx 36" Diameter	
172		Master Power Trowel, Briggs & Stratton Gas Engine Md 170702, type 1207-01, Code 7209270. Approx 46" Diameter	
173		Koehring Master Power Trowel, Model F36B4, Spec 2722G53, approx 36" Diameter, Serial Number 9A4065	

174		Briggs and Stratton 5HP gas engine with 3" trash pump model 3S5/1.25" solids	
175		Eveready Brick saw, 14" blade capacity, 147" x 30" x 3" tanks, 9-1/2" x 18" table, 1-1/2HP 115/208-230v 1-phase	
176		Target concrete saw, 14" blade capacity, 17" x 30" x 3" tank, 9-1/2" x 18" table, 1-1/2HP, 115/208-230v, 1-phase	
177		Kushlan Products portable electric concrete mixer, serial 61627, 24" depth, 18" opening	
178		Portable electric concrete mixer, serial 15134, 23" depth, 17" opening	
179		Target concrete slitting saw, approximate 7-1/2" blade capacity, Honda 4HP gas engine	
180		Year: 1999 Make: GMC Model: Sierra Vehicle Type: Pickup Truck Mileage: 130,XXX Body Type: 2 Door Cab; Extended Trim Level: SL Drive Line: 4WD Engine Type: V8, 5.7L Fuel Type: Gasoline Transmission: Automatic VIN #: 1GTGK29R1XF015328 Features and Notes: https://youtu.be/xx8r6468dcs	
181		Onan Pro 5000 Gas generator, 120/240V 30A	

182		Rockwell Jointer, Model 37-220, serial DR3562, 6" blade, 6" x 42" table, auto-set jointer fence, 120v	
183		Craftsman 10" table saw, model 137.248830, serial HRH2663, 18" x 26" table with 5" extensions, quick-lock cam action rip fence, 3HP, 120V	
184		Target dual blade concrete saw, Federal mogul model EC1005DM10, seerial 02583, Approximate 20" blade capacity, approximate 22" between blades, Baldor 3-phase motor	
185		Gas powered tamper, approximate 19" x 19" plate, Honda 5.5 HP gas engine	
186		Target Mini Com II Pneumatic dual blade concrete saw, approximate 18" blade, approxmate 18" between blades,	
187		Target concrete saw, approximate 14" blade capacity, 17" x 30" x 3" tank, 9-1/2" x 18" table, 1-1/2HP motor 120v, pump unit	
188		Wacker gas powered tamper model BPS2550R, approximate 19" x 22" plate, Wisconsin Rohn Air cooled engine model 5Y27W	
189		Steel banding cart with crimper, crimps and cutter	

190		vertical cart on casters, 22" width, 51" high back	
191		Target concrete slitting saw, approximate 6" blade capacity, 3/4HP 115/208-230V, wired 115v	
192		Bartell concrete rougher model SP8E, serial 55476, 7-1/2" width, 2HP, 115/208-230V, wired 115v	
193		Gas powered concrete saw, approximate 14" blade capacity, Honda GX240 gas powered engine	
194		Ariens ST824 2-stage snow blower, 8HP gas engine, 24" cutting width, 5-speed, forward/reverse	
195		Ariens 2-stage snow blower, serial 7-10M129418, 6HP gas engine with electric start, 24" cutting width, 4-speed	
196		Master Md F36B4 Power Trowel, Briggs & Stratton Gas Engine. Type 17072, Type 1625-01, Approx 36" Diameter	
197		Briggs and Stratton gas powered lawn mower, 7HP gas engine, 24" cutting width	

198		Northern Industrial electric concrete mixer, Item 998254, 3.5 cu ft poly mixer, 14" opening, 1/2HP, 120v	
199		Electric pump unit with sprayer, 120v	
200		Year: 1986 Make: Ford Model: F-250 Vehicle Type: Pickup Truck Mileage: 116,XXX Body Type: 2 Door Cab; Regular Trim Level: Base Drive Line: RWD Engine Type: L6, 4.9L (300 CID) Fuel Type: Gasoline Transmission: Automatic VIN #: 1FTHF25Y4GPB19313 Features and Notes:	
200a		Besser company Pony Block trimmer, 12-ton hydraulic pressure, on wheels	
201		DeWalt DW744 10" table saw on collapsible stand, 19" x 26" table, 45 degree, rip fence, 120V, 13A	
201A		This auction has a 15% buyers premium on all lots (18% if paying by credit card). There is NO CAP in place for higher priced items. You will pay 15% for the full hammer price of every lot. If you have questions or comments please direct them to info@framfram.com .	
202		DeWalt DW871 14" chop saw, serial 660266, 1" arbor, 120V	
203		Warner Model 708 Stripper, 115/208V, include assorted blades	










204		(2) bag carts with 10" pneumatic tires, 16" x 20" lower shelf, overall 20" x 42"	
205		Hydraulic lifting boom on casters, depth of 48" to upright cylinder, up to 78" reach, overall 35-1/2" x 77" x 74" high. (needs hydraulic jack)	
206		Vibra Strike gas powered trowel, serial TH15691, Honda 4 stroke gas engine, includes 168" trowel. (see lot 330 for more trowels)	
207		Knaack job box, 72" x 24" x 25", 6" casters	
208		Runnings job box, 48" x 24" x 24", includes assorted electrical, painters plastic, screws, bolts, anchors and more	
209		Onan Pro 4000 Gas powered generator, 120/240V 30A	
210		Target Mini Con II concrete saw, approximate 18" blade capacity, Honda GX270 gas engine	
211		Yard machines 21" gas powered side discharge mulch mower	
212		Assorted steel planks, (3) 140" x 16" and (1) 24" x 16"	










213		Diesel fuel tank with hand pump, tank dimensions approximate 21" x 24" x 26"	
214		(2) steel rolling mixing bins, approximate 22" x 49" x 18"	
215		Forklift slotted lifting beam, 80" extension, 22-1/2" outside fork width	
216		Forklift slotted bucket, approximate 60" x 36" x 24", 40" outside fork width	
217		Weight and Fork adapter, 42" forks, 2-1/4" dia x 80" bar, steel weight approximate 24" x 19" x 6" with clevis	
218		Hopper with hydraulic operated chute door, approximate bin size 42" x 35" x 36", forklift slots	
219		Hopper with hydraulic operated chute door, approximate bin size 42" x 36" x 32", forklift slots	









220		<p>Year: 1985 Make: GMC Model: C3500 Vehicle Type: Pickup Truck Mileage: 119,XXX (assumed) Body Type: 2 Door Cab; Regular Trim Level: Base Drive Line: RWD Engine Type: V8, 5.7L (350 CID) Fuel Type: Gasoline Transmission: 4-Speed Manual VIN #: 1GDGC34MXFJ524744</p> <p>Features and Notes: 8' Steel Flat Bed with Hydraulic Dump Fold Out Box Sides Dual Rear Tires</p>	
221		<p>Hopper with hydraulic operated chute door, approximate bin size 42" x 36" x 32", forklift slots</p>	
222		<p>(4) Assorted steel mixing bins, up to approximate 47" x 20" x 18"</p>	
223		<p>Gilson Brothers Morspeed 3-1/2T gas powered towable concrete mixer, barrel approximate 28" depth with 18" opening</p>	
224		<p>Rack with assorted steel</p>	
225		<p>Muller electric towable concrete mixer, barrel approximate 34" x 26" x 29"</p>	
226		<p>(4) Assorted steel mixing bins up to approximate 48" x 16" x 18" size</p>	
227		<p>Assorted steel to include: 8" x 4" I-beams, 6" x 6" corners and other misc</p>	









228		Rack and assorted rebar	
229		Storage bin of assorted wood and PVC pipe	
230		Electric towable concrete mixer, barrel approximate 30" x 24" x 30"	
231		Roura Dumping Hopper, Bin approximate 56" x 64" x 30"	
232		Roura Dumping Hopper, Bin approximate 56" x 64" x 30"	
233		Wright Self dumping hopper, bin approximate 32" x 52" x 24"	
234		Roura Dumping Hopper, Bin approximate 56" x 64" x 30" (contents optional)	
235		Roura Dumping Hopper, Bin approximate 56" x 64" x 30"	
236		Roura Dumping Hopper, Bin approximate 56" x 64" x 30"	

237		Roura Dumping Hopper, Bin approximate 56" x 64" x 30"	
238		(4) Concrete barriers approximate 120" x 24" x 36"	
239		Approximate (42) pallets of assorted building bricks, (Note: buyer is responsible for loading, some pallets are broken)	
240		Approximate (50) pallets of assorted blocks (Note: buyer is responsible for loading, some pallets are broken)	
241		Rubbermaid approximate 68" diameter poly holding tank, 24" deep	
242		Towable gas powered concrete hopper with pump extrusion unit, Wisconsin air cooled engine, hose shoot 4' flange, Hopper approximate 32" x 36" x 24	
243		Roura Dumping Hopper, Bin approximate 56" x 64" x 30"	
244		Lincoln towable gas powered DC welder, model SA-200-F-162, code 5604, serial 557379, output NEMA, 200A, 40VDC, 60% duty cycle	
245		LeROI towable gas powered air compressor, approximate 14" dia x 24" air tank, 2" ball (needs starter)	










246		Manlift cage 1000lb capacity, approximate 60" x 48"	
247		Manlift cage 1000lb capacity, approximate 92" x 48"	
248		Manlift cage 1000lb capacity, approximate 92" x 48"	
249		Manlift cage 1000lb capacity, approximate 92" x 48"	
250		Cat Model RT-80 Telescopic Rough Terrain Forklift, 8,000 Lb Capacity, 25' Maximum Lift Height, 4-Cylinder Turbo Diesel Engine, 109 HP, 11,XXX Indicated Hours, Starts and Runs, drives boom can be raised but not extended. Former mechanic had the following notes: Head gasket leaks, you can run it for 15 minutes but then it will overheat, unit was red-tagged due to electrical issue with boom and hydraulic hoses may need repair on boom. Product Identification Number: JAF0221328	
251		Case Model 1840 Skid Steer, 51 HP, Diesel Engine, 1,400 Lb Capacity, 7'0" Clearance at Maximum Lift & Dump, Pneumatic Tires, Standard Bucket, Cab, 4,0XX Indicated Hours, s/n JAF0221328	
252		John Deere Model 84 Wheel Loader, 52 HP Diesel Engine, 6,835 Lb Capacity at Ground Level, 11'5" Dump Clearance at Maximum Raise, 9,040 Lb Breakout Force, 6'9" Wide Bucket, 1-cu/yd Bucket Capacity, Hydraulic Dump Bucket, 17 MPH Maximum Speed, Enclosed Cab, 5,3XX Indicated Hours, s/n T60084X000246	
253		1999 Towmaster Model T-40 Flatbed Trailer, Tandem Axle, 41,320 GVWR, 101-1/2" x 19' Wood Deck, 5' Beavertail with 3-Fold Up Ramps, Pinnel Hitch, Air Brakes, VIN: 4KNFT1928XL163488 Includes MN Title	
254		Toyota Model G2-5103G LP Powered Forklift, 5,400 Lb Rated Capacity, 42" Tilting Forks, Side Shift, Pneumatic Tires, 2,9XX Indicated Hours, s/n na	









255		HiWay Equip Company Model P6 Powered Sander, Pickup Truck or Flatbed Truck Mount Type, Gasoline Powered Spreader/Conveyor, OD Hopper Dimensions: 6' x 4-1/2' x 2'	
256		Strick Enclosed Semi-Truck Drop Deck Van Trailer, 48' Long, Tandem Axel, 29,500 GVWR, VIN 1S12E8484JE308599 (New 1988) Includes MN Title	
257		Mobile Office Unit Serial Number n/a 8ft x 32ft outside dimensions 7ft interior ceiling height 2-entrance doors 120/240V Service Box AC unit Interior lighting Includes contents of assorted office items	
258		5-shelves of assorted lubricants, cleaners, fuel cleaners, vehicle fluids, brake cleaners, oil and hydraulic fluids	
259		5- shelved of assorted motor parts, machine parts, filters, tools and parts, electrical shop vac	
260		Year: 1990 Make: Ford Model: LS9000 Vehicle Type: Truck Mileage: 580,XXX Body Type: Dump Truck Drive Line: Tandem Axle Engine Type: L6, 14.0L (855 CID); Turbo Fuel Type: Diesel Horsepower: 220-475HP Transmission: Road Ranger Split Axle Manual VIN #: 1FTYS90WXLVA20608 Features and Notes: Beau-Roc Model LT-15-36-48 Air Brakes https://youtu.be/PcJyd4fAVq8	
261		6-1/2" jaw bench vise, USA made model 1765	
262		4-shelves of assorted machine parts, vehicle parts, tool parts, cleaners, paints, belts and more	
263		Bench and contents below of assorted tools, pipe fittings, vehicle parts, tires, jack stands, hose reel and more. (does not include vise)	






264		Rolling metal desk with assorted electrical and hoses	
265		Contents of Bench, shelves, floor and ceiling of assorted electrical, hydraulics, hardware, chains, casters, magnetic pickup tools and more. (does not include small black filing cabinets)	
266		Cabinet and contents of large combination wrenches, sockets, testers and more.	
267		Steel shelf of assorted electrical, tapes, tools and more	
268		(4) hardware storage bins with pullout bins of assorted hardware, electrical, pipe fittings, bolts, screws, tire patching and more	
269		Storage bin of assorted bolts, washers and nuts	
270		Steel shelf of assorted pipe fittings, threaded rods, bolts, trailer hitches and balls, pipe clamps and more	
271		Contents of mezzanine to include safety items, engines, machine parts and more. (does not include flammable cabinet)	


272		Eagle model 1932, 30 gallon flammable cabinet with contents if wanted, approximate 43" x 18" x 44"	
273		Fluid Center and assorted fluids, overall 62" x 36" x 86", includes barrels of assorted fluids.	
274		Cleaning tank with pump, 115v	
275		Curtis Air Compressor	
276		First Aid cabinet	
277		Barrels of TK Achroseal TK-AS-11315 white and Brock White BW form release HQ and assorted hand pumps	
278		Assorted work lights as shown	
279		Workbench with assorted hardware, tools, fire extinguishers, air nails and more approximate 85" x 27" (Does not include hose reel)	








280		<p>Year: 2001 Make: GMC Model: Sierra Vehicle Type: Pickup Truck Mileage: 68,XXX Body Type: 2 Door Cab; Regular; Chassis Trim Level: SL; SLE Drive Line: RWD Engine Type: V8, 8.1L Fuel Type: Gasoline VIN #: 3GDKC34G11M115256</p> <p>Features and Notes: 12' Steel Flat Bed with Hydraulic Dump Fold Down Box Sides</p>	
281		Assorted heavy duty power cords	
282		Air hose reel	
283		16" sliding bench saw	
284		Bench 85" x 27" and shelf of assorted marking chalk, adhesives, clamps and more	
285		Pallet Racking to include: (4) uprights 32" x 89", (10) 100" x 4" cross members. (contents not included)	
286		Contents of pallet racking to include masonry, vinyl, plaster, grout, mortar, sealers, wood stains, concrete and more	
287		(3) Assorted air movers to include DeWalt 150,000 BTU 120V /Propane, Aloha portable ventilator model 39012W 82m2 /min, 120v and Shop-vac shop air floor dryer 120v	





288		Upper mezzanine of assorted items to include, screens, ceiling systems, mirrors, foams, tiles, rolling stand and much more	
289		floor craft 10" wet tile saw on rolling stand	
290		Assorted safety harnesses	
291		(2) Folding fiberglass 2-sided step ladders, 69" height, 300lb capacity	
292		Assorted extension cords	
293		Assorted benches and steel pieces	
294		Assorted stands, roller stands, saw horses and others	
295		contents of wall and first rack to include power cords, power vacuums and hoses	
296		Contents of back shelf to include hardware, bolts, anchors, nuts, wire and joining hardware	






297		Contents of side shelf to include hardware, screws, nails, bolts, anchors and more	
298		Shelf of assorted, bracing, anchors, hangers, ceiling strips, tiles and more	
299		Corner area of assorted mops, buckets, brooms, shovels, rakes, post hole diggers, hoist items and more	
300		12 foot Werner ladder	
300A		This auction has a 15% buyers premium on all lots (18% if paying by credit card). There is NO CAP in place for higher priced items. You will pay 15% for the full hammer price of every lot. If you have questions or comments please direct them to info@framfram.com .	
301		12 ft Louisville ladder rated for 300 lb model fs1512	
302		12 foot Werner ladder load capacity 375 pounds model number 7312 MK5	
303		12 foot Keller extra heavy duty ladder - 300lb load capacity - model 972	










304		2011 24 ft Louisville ladder rated for 300 lb model I-3022-24pt	
305		10 ft bauer corporation ladder double-sided fiberglass	
306		9 ft bauer fiberglass ladder	
307		10 ft 375 lb rated bauer corporation ladder	
308		8ft baur corporation ladder	
309		8 ft higher performance ladder double sided	
310		2016 8 foot 375 lb rated Louisville ladder double sided model fm1408hd	

311		8 foot double sided baur corporation ladder	
312		6ft Werner double sided ladder	
313		6 ft bauer ladder	
314		6ft bauer double sided ladder	
315		6 ft Werner double sided ladder rated for 300 lb model t7406	
316		6 ft Werner double sided ladder rated for 300 lb model t7406	
317		4ft Bauer double sided ladder	










318		Werner electro master 4ft double sided ladder model tz406	
319		32 foot Werner extendable ladder 300 lb capacity model number d6232-2	
320		4 ft Werner 5904 ladder	
321		2017 Louisville fe3232 32 foot ladder	
322		Bauer extendable ladder. 19 ft extender.	
323		3x aluminum ladder extensions Werner 300 lb capacity	
324		Bauer extendable ladder	










325		3x ladder extension pieces 1 piece is from Werner d742 8 - 2	
326		Assorted vacuum and water hoses	
327		(5) Dreyer concrete vibrator units, 120v	
328		Assorted trowels, shovels and water sprayers	
329		Bench of assorted measuring items and tarps	
330		Assorted trowels and handles	
331		Antique rolling floor scale	
332		Saracco Boiler	









333		Pallet racking to include (3) 30" x 91" uprights, (6) 100" cross members. (contents not included)	
334		Pallet racking to include: (8) 32" x 109" uprights, (24) 100" cross members and 1-1/2" x 9" decking boards. (contents not included)	
335		(7) Kendell Doors #283135, 48" x 83"	
336		Assorted full sheetrock pieces	
337		Assorted Vintage Play Kitchen set and buggy	
338		Air hose spool holder on steel stand	
339		Assorted Amida Work Bridge extensions model OMS2-0121 (See lot 347 for full size unit)	
340		<p>Year: 1977 Make: GMC Model: 1-Ton Vehicle Type: Flatbed Pickup Truck Mileage: 58,XXX (Unsure of Actual Mileage-No 100,000 Digit) Body Type: 2 Door Cab; Regular Trim Level: Base Drive Line: RWD Engine Type: V8, 5.7L (350 CID) Fuel Type: Gasoline Transmission: 4-Speed Manual VIN #: TCL337Y594695 MN Title</p> <p>Features and Notes: 9' Steel Flatbed with Storage Compartments</p>	

341		Approximate (20) bags Specmix mortar portland lime and sand, product PL-03	
342		assorted water hoses	
343		Assorted I-beams 6" x 10-1/2" and 6" x 6" up to 16ft length	
344		Assorted foam insulation sheets	
345		Assorted 1-1/4" PVC Pipe	
346		Assorted steel up to 16ft	
347		Assorted Amida Work Bridges model OMS2-0121 with motor (See lot 339 for extensions)	
348		Assorted cabinets as shown	
349		(3) safety cones	









350		<p>Mobile Office Unit Serial Number 351685 10ft x 36ft outside dimensions 7ft interior ceiling height 2-entrance doors 120/240V 100A Service Box AC unit Interior lighting Includes contents of assorted office items</p>	
350a		<p>26" Pedestal fan, 120v</p>	
351		<p>Case FFC Skidsteer 2-stage snowblower, FFC 036785, 62" x 25" cutting area, 45" x 15" skidsteer backplate, hydraulic and electrical operation. (Note NO Electrical controls)</p>	
352		<p>Skidsteer forklift attachment, approximate 45" x 15" attaching backplate, 44" x 38" mast, 4" x 40" forks adjustable width up to 42"</p>	
353		<p>Skidsteer Bucket, 45" x 15" attaching backplate, approximate 62" x 24" x 28" deep bucket</p>	
354		<p>McMillen Planetary drill attachment, model 1350, serial 16234, 15" x 44" attaching backplate, hydraulic controls, includes 16" auger bit</p>	
355		<p>12" auger bit</p>	
356		<p>24" auger bit, includes 24" extension</p>	
357		<p>Grouser skidsteer chain set, approximate 10" width, (15) 8" links and (17) 8" links</p>	










358		Grouser skidsteer chain set, approximate 10" width, (17) 8" links and (17) 8" links	
359		Lincoln gas powered DC welder, model SA-200-F-163, code 6792, serial A-666327, output NEMA, 200A, 40VDC, 60% duty cycle	
360		<p>Year: 1999 Make: GMC Model: Sierra Vehicle Type: Pickup Truck Mileage: 254,XXX Body Type: 2 Door Cab; Extended Trim Level: SL Drive Line: 4WD Engine Type: V8, 5.7L Fuel Type: Gasoline Transmission: Automatic VIN #: 1GTGK29R2XF012003</p> <p>Features and Notes: Snow Plow Rack</p>	
361		Assorted sizes of rebar on rack if wanted	
362		Pair of forklift extensions 5" x 96"	
363		Assorted extension cords	
364		Assorted brooms and shovels	
365		Tramac 70 skidsteer jackhammer attachment, 15" x 47" attaching backplate, hydraulic controls, 2" diameter bit	
366		Approximate (48) steel framed fiberglass panels approximate 48" x 144"	

367		Approximate (70) steel forms, approximate 13-1/2" x 122"	
368		(3) pallets of assorted bricks	
369		Assorted steel forms up to 7" x 120"	
370		Assorted concrete blocks, wood and wood staircases (take what you want)	
371		Approximate (34) steel forms, approximate 6" x 120"	
372		Approximate (12) steel forms, approximate 12" x 120"	
373		Approximate (32) steel forms, approximate 12" x 120"	
374		Approximate (22) assorted steel forms up to approximate 12" x 120" and 6" x 120"	
375		approximate (24) steel forms approximate 4" x 120"	









376		Approximate (22) assorted steel forms, approximate 4" x 120", 6" x 120", 12" x 120"	
377		Approximate (12) steel forms, approximate 6" x 120"	
378		Assorted metal ribbed panels and framing	
379		Approximate (14) assorted curving steel forms, approximate 7" x 120" and 12" x 120"	
380		<p>Year: 1998 Make: GMC Model: Sierra Vehicle Type: Pickup Truck Mileage: 88,XXX Body Type: 2 Door Cab; Regular; Chassis Trim Level: SL Drive Line: 4WD Engine Type: V8, 5.7L Fuel Type: Gasoline Transmission: Automatic VIN #: 1GDJK34R5WF069180</p> <p>Features and Notes: 97" Long Steel Flatbed with Hydraulic Dump 13-1/2" Fold Down Box Sides Dual Rear Tires</p>	
381		Approximate (15) steel forms approximate 6" x 120"	
382		Assorted form anchors up to 32"	
383		Single axle trailer, 12,500 lb capacity, 56" x 168" wood deck, 2-5/16" ball, heavy duty jack stand, side post holes (contents not included)	










384		Dual axle trailer, 48" x 72" wood deck, hitch pin, includes Briggs and Stratton 5.5HP gas engine with Banjo self priming pump and Ace rotomold poly tank VIN: DPSMN780834 Includes MN Title	
385		Assorted fence posts, steel pipes and chain link fence rolls (take what you want)	
386		(2) Steel forming trays approximate 32" x 58" x 20"	
387		Poly dump cart, approximate 27" x 52" x 28", 7" casters	
388		Poly dump cart approximate 46" x 80" x 43", 12" casters	
389		Poly dump cart approximate 30" x 68" x 36", 12" casters	
390		Poly dump cart approximate 27" x 56" x 30", 10" casters	
391		Jet pallet jack, 6" x 48" forks, 16" between forks	
392		Pallet jack 6-1/2" x 48" forks, 16" between forks	









393		Knaack Job box, approximate 60" x 30" x 48", 5" casters	
394		Cart and 2-wheel dolly	
395		2-wheel dolly, 25" bottom plate	
396		Knaack job box approximate 60" x 30" x 46", 6" casters	
397		Eagle flammable cabinet model 1932, 30 gallon capacity, approximate 43" x 18" x 44"	
398		Post jib crane with steel cable model 2-250, stand arm span 60" x 60" with 7-1/2" casters, Load limit 2,000lbs, height limit 25ft	
399		(4) assorted carts and (2) saw horses	
400		Year: 1997 Make: GMC Model: Sierra Vehicle Type: Pickup Truck Mileage: 213,XXX Body Type: 2 Door Cab; Extended Trim Level: SL; SLE; SLT Drive Line: 4WD Engine Type: V8, 5.7L Fuel Type: Gasoline Transmission: Automatic VIN #: 1GTGK29R1VE527450 Features and Notes: Snow Plow Rack	










400A		<p>This auction has a 15% buyers premium on all lots (18% if paying by credit card). There is NO CAP in place for higher priced items. You will pay 15% for the full hammer price of every lot. If you have questions or comments please direct them to info@framfram.com.</p>	
401		<p>Runnings job box approximate 48" x 24" x 24"</p>	
402		<p>Steel cart with 26" pneumatic tires</p>	
403		<p>(6) Assorted propane tanks and (4) torches</p>	
404		<p>(7) assorted propane tanks</p>	
405		<p>Assorted gas and diesel cans</p>	
406		<p>(6) assorted wheel barrows</p>	
407		<p>(5) assorted wheel barrows</p>	
408		<p>Approximate (20) assorted safety cones</p>	

409		Vertical moving cart 12" x 40" shelf, 8" casters	
410		Vertical moving cart 11-1/2" x 48" shelf, 8" casters	
411		Vertical moving cart 20" x 46" shelf, 7-1/2" casters	
412		Perry PD3 Vertical moving cart, 3,000lb capacity, 12" x 43" shelf, 8" casters	
413		Assorted safety cones (cart not included)	
414		Assorted barrier stands	
415		Vertical moving cart 12" x 40" shelf, 8" casters	
416		Vertical moving cart 12" x 40" shelf, 8" casters	






417		4-wheel moving cart, approximate 32" x 60" platform, 6" steel casters (cones not included)	
418		Rubbermaid poly dump cart approximate 30" x 65" x 32"	
419		4-wheel cart with wood podium shelf	
420		Year: 1993 Make: GMC Model: Sierra Vehicle Type: Pickup Truck Mileage: 138,XXX Body Type: 2 Door Cab; Extended Trim Level: Base Drive Line: 4WD Engine Type: V8, 5.7L Fuel Type: Gasoline Transmission: Automatic VIN #: 2GTFK29K8P1559668 Features and Notes: Not in Service TR01	
421		Windmaster 48" Barn fan on wheels, serial 81-688, 120v	
422		42" industrial fan on wheels, 120v	
423		Backhoe bucket, approximate 34" x 21" x 21" bucket, approximate 8" between pin mounts	
424		(10) steel spacer plates 24" x 24"	

425		Large lot of Ellis Mfg form ties	
426		(5) Industrial propane heaters	
427		Shelf of (23) assorted tires	
428		(24) assorted tires	
429		(15) assorted tires	
430		Shelves of misc items to include, small tires, glass block, wood, mounting hardware, rope and more	
431		Sears Craftsman 10" radial saw on stand, 120v	
432		Large assortment of assorted safety equipment, signs, barriers, fencing	
433		(3) shelves of assorted metal	

434		Tops Retracto-glide power saw, approximate 16" blade capacity	
435		(2) Skodsteer rims with tires, 6-bolt mounting	
436		Assorted cables and hardware	
437		Spanner Bar 2" x 4" bar, 72" length, clevis	
438		Spanner Bar 4" x 4" I-beam, 52" length, clevis and chains	
439		Spanner Bar 2" x 5" bar, 66" length	
440		Year: 1995 Make: GMC Model: Sierra Vehicle Type: Pickup Truck Mileage: 144,XXX Body Type: 2 Door Cab; Extended Drive Line: 4WD Engine Type: V8, 5.7L Fuel Type: Gasoline Transmission: Automatic VIN #: 2GTFK29K9S1592851 Features and Notes: Toolbox	
441		Pallet racking and assorted metal framing	

442		Box fan with 28" blade, 120v	
443		(5) Industrial 28" pedestal fans, 120v	
444		Assorted form support wire frames	
445		Wall of assorted cable and hardware	
446		Assorted concrete tubes up to 36" diameter	
447		Target electric concrete saw, approximate 20" blade capacity, 22" x 36" x 4" tank, 16" x 20" table	
448		Gaylord of assorted turn buckles and brackets	
449		Huge lot of assorted drying tarps	
450		Pickup truck gang box	










451		Lot of assorted plywood and chip board	
452		Steel forms, approximate (3) 16" x 72" and (20) 16" x 48"	
453		Approximate (150) wood forms 24" x 96"	
454		Assorted steel forms	
455		Shelf of steel pieces	
456		Shelf of assorted steel forms, corners and braces, approximate 4" x 4" and 6" x 6"	
457		Shelf of assorted steel forms, corners and braces, approximate 4" x 4" and 6" x 6"	
458		Pallet of assorted thin black slate pieces approximate 9" x 14"	
459		Approximate (50) cable hoists, overall dimensions approximate 48" x 38"	









460		<p>Year: 1994 Make: GMC Model: Sierra Vehicle Type: Pickup Truck Mileage: 187,XXX Body Type: 2 Door Cab; Extended Trim Level: Base Drive Line: 4WD Engine Type: V8, 5.7L Fuel Type: Gasoline Transmission: Automatic VIN #: 1GTFK29KXRE528018 MN Title Features and Notes:</p>	
461		(10) steel folding stands	
462		Assorted wood beams up to 5" x 6"	
463		Approximate (46) scaffolding hangers	
464		Approximate (30) assorted scaffolding hangers in rubbermaid dump cart approximate 38" x 72" x 40"	
465		(17) Assorted scaffolding guard rails	
466		(8) scaffolding stairs	
467		Assortment of scaffolding pins, bars, wheels, feet, and more	








468		(2) Scaffolding Uprights approximate 60" a 76"h (Stock photo)	
468a		(2) Scaffolding Uprights approximate 60" a 76"h (Stock photo)	
468b		(2) Scaffolding Uprights approximate 60" a 76"h (Stock photo)	
468c		(2) Scaffolding Uprights approximate 60" a 76"h (Stock photo)	
468d		(2) Scaffolding Uprights approximate 60" a 76"h (Stock photo)	
468e		(2) Scaffolding Uprights approximate 60" a 76"h (Stock photo)	
468f		(2) Scaffolding Uprights approximate 60" a 76"h (Stock photo)	

468g		(2) Scaffolding Uprights approximate 60" a 76"h (Stock photo)	
469		(4) Scaffolding Uprights approximate 60" a 76"h (Stock photo)	
469a		(4) Scaffolding Uprights approximate 60" a 76"h (Stock photo)	
470		(4) Scaffolding Uprights approximate 60" a 76"h (Stock photo)	
470a		(4) Scaffolding Uprights approximate 60" a 76"h (Stock photo)	
471		(4) Scaffolding Uprights approximate 60" a 76"h (Stock photo)	
471a		(4) Scaffolding Uprights approximate 60" a 76"h (Stock photo)	








472		(4) Scaffolding Uprights approximate 60" a 76"h (Stock photo)	
472a		(4) Scaffolding Uprights approximate 60" a 76"h (Stock photo)	
473		(4) Scaffolding Uprights approximate 60" a 76"h (Stock photo)	
473a		(4) Scaffolding Uprights approximate 60" a 76"h (Stock photo)	
474		(4) Scaffolding Uprights approximate 60" a 76"h (Stock photo)	
474a		(4) Scaffolding Uprights approximate 60" a 76"h (Stock photo)	
475		(4) Scaffolding Uprights approximate 60" a 76"h (Stock photo)	





475a		(4) Scaffolding Uprights approximate 60" a 76"h (Stock photo)	
476		(8) Scaffolding Uprights approximate 60" a 76"h (Stock photo)	
477		(8) Scaffolding Uprights approximate 60" a 76"h (Stock photo)	
478		(8) Scaffolding Uprights approximate 60" a 76"h (Stock photo)	
479		(8) Scaffolding Uprights approximate 60" a 76"h (Stock photo)	
480		(8) Scaffolding Uprights approximate 60" a 76"h (Stock photo)	
481		(8) Scaffolding Uprights approximate 60" a 76"h (Stock photo)	
482		(8) Scaffolding Uprights approximate 60" a 76"h (Stock photo)	
483		(8) Scaffolding Uprights approximate 60" a 76"h (Stock photo)	


484		(8) Scaffolding Uprights approximate 60" a 76"h (Stock photo)	
485		(8) Scaffolding Uprights approximate 60" a 76"h (Stock photo)	
486		Shelf of approximate (50) assorted scaffolding cross supports, folded lengths up to 80"	
487		Shelf of approximate (48) assorted scaffolding cross supports, folded lengths up to 80"	
488		(8) Scaffolding cross supports, folded length Approximate 80"	
489		(8) Scaffolding cross supports, folded length Approximate 80"	
490		(8) Scaffolding cross supports, folded length Approximate 80"	
491		(8) Scaffolding cross supports, folded length Approximate 80"	



492		(8) Scaffolding cross supports, folded length Approximate 80"	
493		(8) Scaffolding cross supports, folded length Approximate 80"	
494		(8) Scaffolding cross supports, folded length Approximate 80"	
495		(8) Scaffolding cross supports, folded length Approximate 80"	
496		(16) Scaffolding cross supports, folded length Approximate 80"	
497		(16) Scaffolding cross supports, folded length Approximate 80"	
498		(16) Scaffolding cross supports, folded length Approximate 80"	

















499		(16) Scaffolding cross supports, folded length Approximate 80"	
500		(16) Scaffolding cross supports, folded length Approximate 80"	
501		(2) Scaffolding cross supports, folded length Approximate 80" (Stock photo)	
501a		(2) Scaffolding cross supports, folded length Approximate 80" (Stock photo)	
501b		(2) Scaffolding cross supports, folded length Approximate 80" (Stock photo)	
501c		(2) Scaffolding cross supports, folded length Approximate 80" (Stock photo)	
501d		(2) Scaffolding cross supports, folded length Approximate 80" (Stock photo)	





501e		(2) Scaffolding cross supports, folded length Approximate 80" (Stock photo)	
501f		(2) Scaffolding cross supports, folded length Approximate 80" (Stock photo)	
501g		(2) Scaffolding cross supports, folded length Approximate 80" (Stock photo)	
502		(8) scaffolding upright extensions approximate 60" x 60"	
503		(8) scaffolding upright extensions approximate 60" x 60" (stock photo)	
504		(8) scaffolding upright extensions approximate 60" x 60" (stock photo)	
505		(8) scaffolding upright extensions approximate 60" x 60" (stock photo)	









506		(8) scaffolding upright extensions approximate 60" x 36"	
507		(6) scaffolding upright extensions approximate 60" x 48"	
508		(16) adjustable scaffolding feet	
509		(32) adjustable scaffolding feet	
510		(8) adjustable scaffolding feet	
511		(8) adjustable scaffolding feet	
512		(8) adjustable scaffolding feet	
513		(8) adjustable scaffolding feet	
514		(8) adjustable scaffolding feet	











515		(8) adjustable scaffolding feet	
516		(8) adjustable scaffolding feet	
517		(8) adjustable scaffolding feet	
518		(8) adjustable scaffolding feet	
519		(8) adjustable scaffolding feet	
520		(8) adjustable scaffolding feet	
521		(8) adjustable scaffolding feet	

522		(8) adjustable scaffolding feet	
523		(8) adjustable scaffolding feet	
524		(8) adjustable scaffolding feet	
525		(8) adjustable scaffolding feet	
526		(16) assorted adjustable scaffolding feet	
527		Knaak job box approximate 46" x 25" x 31", 6" casters	
528		(4) Aluminum scaffolding planks with wind-catch, approximate 19" x 81"	
529		(6) Aluminum scaffolding planks with wind-catch, approximate 19" x 81" (stock photo)	
530		(6) Aluminum scaffolding planks with wind-catch, approximate 19" x 81" (stock photo)	
531		(6) Aluminum scaffolding planks with wind-catch, approximate 19" x 81" (stock photo)	
532		(6) Aluminum scaffolding planks with wind-catch, approximate 19" x 81" (stock photo)	
533		(6) Aluminum scaffolding planks with wind-catch, approximate 19" x 81" (stock photo)	
534		(6) Aluminum scaffolding planks with wind-catch, approximate 19" x 81" (stock photo)	

535		(6) Aluminum scaffolding planks with wind-catch, approximate 19" x 81" (stock photo)	
536		(6) Aluminum scaffolding planks with wind-catch, approximate 19" x 81" (stock photo)	
537		(6) Aluminum scaffolding planks with wind-catch, approximate 19" x 81" (stock photo)	
538		(6) Aluminum scaffolding planks with wind-catch, approximate 19" x 81" (stock photo)	
539		(6) Aluminum scaffolding planks with wind-catch, approximate 19" x 81" (stock photo)	
540		(6) Aluminum scaffolding planks with wind-catch, approximate 19" x 81" (stock photo)	
541		(6) Aluminum scaffolding planks with wind-catch, approximate 19" x 81" (stock photo)	
542		(6) Aluminum scaffolding planks with wind-catch, approximate 19" x 81" (stock photo)	
543		(6) Aluminum scaffolding planks with wind-catch, approximate 19" x 81" (stock photo)	
544		(6) Aluminum scaffolding planks with wind-catch, approximate 19" x 81" (stock photo)	
545		(6) Aluminum scaffolding planks with wind-catch, approximate 19" x 81" (stock photo)	
546		(6) Aluminum scaffolding planks with wind-catch, approximate 19" x 81" (stock photo)	
547		(4) Aluminum scaffolding planks with wind-catch, approximate 19" x 81"	
548		(4) Aluminum scaffolding planks with wind-catch, approximate 19" x 81"	
549		(4) Aluminum scaffolding planks with wind-catch, approximate 19" x 81"	
550		DeWalt power tools to include: (1) D25313 L-shape three mode SDS, (1) D25263 three mode SDS, (2) DW274 VSR drywall screwdriver	

















551		(2) boxes Paslode framing nails	
552		AGL Eagl2 electronic level, tripod, laser detector	
553		Zeiss Ni50 Surveying Level and Dewalt DW0736 construction tripod	
554		(4) Dewalt power tools to include: (1) DW680 2.5mm Planer, (1) D2645 palm sander, (2) DW364 7-1/4" circular saws	
555		Spectra Precision Laser Plane Model 130, serial 037814, pocket level, and case	
556		Bostitch Magnesium pneumatic nail gun with 3-boxes of nails	
557		(3) Assorted power tools to include: (1) Porter Cable 7-1/4" heavy duty circular saw, Model 324MAG, (1) Roto Zip Tool, (1) electric nailer	
558		DeVilbiss Air compressor, 1 HP, 4 Gallon, 120V	













559		(2) Paslode pneumatic nail guns	
560		DeVilbiss Air compressor, 1 HP, 4 Gallon, 120V	
561		Cabinet with assorted items	
562		(4) Dewalt cordless tools to include: (1) DW0772 laser detector, (2) DW987 heavy duty XRP 1/2" screwdriver, (1) impact tool (2) DW9116 battery charger, (1) battery	
563		Assorted Surveying Rulers	
564		Antique survey tripods and rulers	
565		Laser Alignment Inc Laser Beacon LB-10, model 4510-27372 and tripod	
566		CST/Berger ALH Electronic self leveling rotary laser, detector model LD440 and tripod	

567		David White AL8-28 Surveying Level model 8928, serial no. AP154777 and David White tripod	
568		CST/Berger 24X surveying level serial M95568	
569		Path instrument surveying level 15F741	
570		(2) Vintage Sokkia Model 115 surveying levels and (1) tripod	
571		Spectra Physics EL-1 electronic level and tripod	
572		(7) assorted tripods as shown	
573		Assorted Power tools to include (1) Sioux electric Heavy duty drill and (1) CP 1" pneumatic impact wrench	
574		Assorted sockets up to 1-7/8" for up to 1" wrench	
575		Assorted sockets up to 3/4" for up to 3/4" wrench	
576		(4) Paslode pneumatic nail guns and finishing nailer	










577		(4) assorted Paslode pneumatic fastener guns	
578		(2) Aluminum scaffolding planks with wind-catch, approximate 19" x 81"	
579		(2) Aluminum scaffolding planks with wind-catch, approximate 19" x 81"	
580		(2) Aluminum scaffolding planks with wind-catch, approximate 19" x 81"	
581		(2) Aluminum scaffolding planks with wind-catch, approximate 19" x 81"	
582		(25) Scaffolding curved tarping bars	
583		(25) Scaffolding curved tarping bars	
584		Approximate (50) scaffolding extension poles for tarping	
585		Assorted Adjustable steel leg extensions, polls and wood	
586		Cantilever Rack approximate 80" x 98" x 180" includes (12) approximate 42" shelf arms (Contents not included)	









587		Cantilever Rack approximate 80" x 98" x 180" includes (12) approximate 42" to 48" shelf arms (Contents not included)	
588		(62) 4" x 120" steel forms	
589		(10) Metal Concrete Forms approximate 24" x 96" (Stock photo)	
590		(10) Metal Concrete Forms approximate 24" x 96" (Stock photo)	
591		(10) Metal Concrete Forms approximate 24" x 96" (Stock photo)	
592		(10) Metal Concrete Forms approximate 24" x 96" (Stock photo)	
593		(10) Metal Concrete Forms approximate 24" x 96" (Stock photo)	
594		(10) Metal Concrete Forms approximate 24" x 96" (Stock photo)	
595		(10) Metal Concrete Forms approximate 24" x 96" (Stock photo)	




596		(10) Metal Concrete Forms approximate 24" x 96" (Stock photo)	
597		(10) Metal Concrete Forms approximate 24" x 96" (Stock photo)	
598		(10) Metal Concrete Forms approximate 24" x 96" (Stock photo)	
599		(10) Metal Concrete Forms approximate 24" x 96" (Stock photo)	
600		(10) Metal Concrete Forms approximate 24" x 96" (Stock photo)	
601		(10) Metal Concrete Forms approximate 24" x 72" (Stock photo)	
602		(10) Metal Concrete Forms approximate 24" x 72" (Stock photo)	
603		(10) Metal Concrete Forms approximate 24" x 72" (Stock photo)	
604		(10) Metal Concrete Forms approximate 24" x 72" (Stock photo)	
605		(10) Metal Concrete Forms approximate 24" x 72" (Stock photo)	
606		(10) Metal Concrete Forms approximate 24" x 72" (Stock photo)	
607		(10) Metal Concrete Forms approximate 24" x 72" (Stock photo)	
608		(10) Metal Concrete Forms approximate 24" x 72" (Stock photo)	
609		(10) Metal Concrete Forms approximate 24" x 72" (Stock photo)	
610		(10) Metal Concrete Forms approximate 24" x 72" (Stock photo)	
611		(10) Metal Concrete Forms approximate 24" x 72" (Stock photo)	









612		(10) Metal Concrete Forms approximate 24" x 72" (Stock photo)	
613		(10) Metal Concrete Forms approximate 24" x 72" (Stock photo)	
614		(10) Metal Concrete Forms approximate 24" x 72" (Stock photo)	
615		(10) Metal Concrete Forms approximate 24" x 72" (Stock photo)	
616		(10) Metal Concrete Forms approximate 24" x 72" (Stock photo)	
617		(10) Metal Concrete Forms approximate 24" x 72" (Stock photo)	
618		(10) Metal Concrete Forms approximate 24" x 72" (Stock photo)	
619		(10) Metal Concrete Forms approximate 24" x 48" (Stock photo)	
620		(10) Metal Concrete Forms approximate 24" x 48" (Stock photo)	
621		(10) Metal Concrete Forms approximate 24" x 48" (Stock photo)	
622		(10) Metal Concrete Forms approximate 24" x 48" (Stock photo)	
623		(10) Metal Concrete Forms approximate 24" x 48" (Stock photo)	
624		(10) Metal Concrete Forms approximate 24" x 48" (Stock photo)	

625		(10) Metal Concrete Forms approximate 24" x 48" (Stock photo)	
626		(10) Metal Concrete Forms approximate 24" x 48" (Stock photo)	
627		(10) Metal Concrete Forms approximate 24" x 48" (Stock photo)	
628		(10) Metal Concrete Forms approximate 24" x 48" (Stock photo)	
629		(10) Metal Concrete Forms approximate 24" x 48" (Stock photo)	
630		(10) Metal Concrete Forms approximate 24" x 48" (Stock photo)	
631		(10) Metal Concrete Forms approximate 24" x 48" (Stock photo)	
632		(10) Metal Concrete Forms approximate 24" x 48" (Stock photo)	
633		(10) Metal Concrete Forms approximate 24" x 36" (Stock photo)	

634		(10) Metal Concrete Forms approximate 24" x 36" (Stock photo)	
635		(10) Metal Concrete Forms approximate 24" x 36" (Stock photo)	
636		(10) Metal Concrete Forms approximate 24" x 36" (Stock photo)	
637		(10) Metal Concrete Forms approximate 24" x 36" (Stock photo)	
638		(10) Metal Concrete Forms approximate 24" x 36" (Stock photo)	
639		(10) Metal Concrete Forms approximate 24" x 36" (Stock photo)	
640		(10) Metal Concrete Forms approximate 24" x 36" (Stock photo)	
641		(10) Metal Concrete Forms approximate 24" x 36" (Stock photo)	
642		(10) Metal Concrete Forms approximate 24" x 36" (Stock photo)	

643		(10) Metal Concrete Forms approximate 24" x 36" (Stock photo)	
644		(10) Metal Concrete Forms approximate 24" x 36" (Stock photo)	
645		(16) Metal Concrete Forms approximate 6" x 72"	
646		(21) Metal Concrete Forms approximate 8" x 72"	
647		(14) Metal Concrete Forms approximate 18" x 72"	
648		(21) Metal Concrete Forms approximate 14" x 72"	
649		(13) Metal Concrete Forms approximate 14" x 48"	
650		Approximate (26) Assorted Metal Concrete Forms approximate sizes: 4" x 48", 8" x 48", 10" x 48", 14" x 48", 18" x 48", some are longer	

651		(18) Metal Concrete Forms approximate 16" x 36"	
652		(12) Metal Concrete Forms approximate 18" x 36"	
653		(17) Metal Concrete Forms approximate 22" x 36"	
654		Approximate (34) Assorted Metal Concrete Forms, approximate sizes: (4) 20" x 60", (2) 20" x 48", (2) 16" x 48", (3) 18" x 48", (1) 18" x 60", (1) 24" x 48", (4) 24" x 36", (4) 24" x 96", (10) 4" x 72" and others	
655		(24) Metal Concrete Forms approximate 16" x 72"	
656		(18) Metal Concrete Forms approximate 18" x 72"	
657		(16) Metal Concrete Forms approximate 20" x 72"	

658		(16) Metal Concrete Forms approximate 18" x 96"	
659		(15) Metal Concrete Forms approximate 18" x 96"	
660		(8) Metal Concrete Forms (6) 14" x 96" and (2) 22" x 96"	
661		(23) Metal Concrete Forms approximate 4" x 96", 6" x 96" and 10" x 96"	
662		(12) Metal Concrete Forms approximate 12" x 72"	
663		(13) Metal Concrete Forms approximate 12" x 72"	
664		(13) Metal Concrete Forms approximate 12" x 72"	
665		(14) Metal Concrete Forms approximate 10" x 72"	

666		<p>Approximate (45) Metal Concrete Forms approximate 32" long and width's of 4", 6", 8", 10", 12", 14"</p>	
667		<p>Zerex 3050 Large Format Engineering Copier, Serial 14P006614, 3- 36" Roll Capacity, 3ppm, 115V, 16A</p>	
668		<p>The Boss 8'2" Power-V snow plow. No Controls included</p>	
669		<p>Year: 1998 Make: GMC Model: Sierra Vehicle Type: Pickup Truck Body Type: 2 Door Cab; Extended Drive Line: 4WD Engine Type: V8, 5.7L Fuel Type: Gasoline VIN #: 1gtgk29r2we524512 MN Title</p> <p>Features and Notes: This is a parts truck. Please inspect.</p>	
999		<p>Marketing Info</p>	